



## WELCOME TO CIE 2025 – VEHICLE ARRIVAL INFORMATION

 Saturday 12 & Sunday 13 July 2025 – CIE Village (Point 1), Port of Brest

### PRACTICAL INFORMATION


- ☒ Volunteers will be posted at key locations with direction signs
- ☒ A site map is included
- ☒ Please follow the instructions to ensure smooth arrivals for everyone
-  The entire CIE team wishes you a great regatta!

---

### ☒ Upon arrival, follow the instructions based on your vehicle type:




---

#### CAR, VAN or MINIBUS (without a trailer)

-  Proceed directly to public parking spaces




---

#### CAMPERVAN

-  If you registered in advance and received confirmation → Go to **Point 4 – Campervan Parking** (near Brest Bretagne Nautisme, access via the Éric Tabarly roundabout).
-  A volunteer will check your name at the entrance.
-  If not registered → You will be redirected to public parking spaces.






---

#### + TRAILER with OPTIMIST

1.  Unload your Optimists at **Point 1 – CIE Village (Optimist Drop-off Zone)**
2.  Store your boats in the correct area according to category: *Criterium / Benjamin / Minime*
3.  Then proceed to **Point 3 – Trailer Parking**, and park your vehicle in public parking spaces

---

#### + TRAILER with RIB / SEMI-RIGID BOAT

1.  Go to **Point 1 – CIE Village** to check your registration and collect your **yellow sticker**
2. Once the sticker has been handed over, follow the signs to **Point B – Launch Ramp** (Port de Plaisance, near the Harbourmaster's Office)
3.  **Two people** are required for launching (driver + skipper)
4. Then:
  -  Trailer → **Point 3 – Trailer Parking lot**
  -  Vehicle → **Public Parking**
  -  Skipper → **Return on foot from mooring dock (Point B)**